



Truck-Lamp

SUPER BRIGHT LED

LED EMERGENCY WARNING STROBE LIGHTS



TL-54VY-1

Amber LED strobe light 6 x 1W LED bolt-on
Polycarbonate
ABS
Base 105mm x 70mmH

TL-54VY-1
Lens
Base
Size



TL-54VY

Amber LED strobe light 6 x 1W LED
Polycarbonate
Magnetic
Base 105mm x 70mmH

TL-54VY
Lens
Base
Size



TL-84VY-2-28-6V

Amber LED strobe light 36 LEDS battery powered
Polycarbonate
ABS. magnetic
Base 106mm x 94mmH

TL-84VY-2-28-6V
Lens
Base
Size



TL-84VY-28-10-80V

Amber LED strobe bolt-on 36 LED
Aluminium
4 flash patterns
Base 128mm x 111mmH

TL-84VY-28-10-80V
Base
Size





Truck-Lamp

SUPER BRIGHT LED

LED EMERGENCY WARNING STROBE LIGHTS

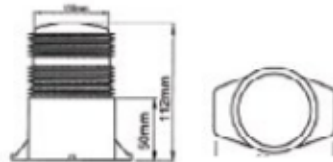


TL-23VR-1

TL-23VY-1

TL-23VB-1

Red warning strobe light bolt on, 15 SqQ LED Quad flash
 Amber warning strobe light bolt on, 15 SqQ LED Quad flash
 Blue warning strobe light bolt on, 15 SqQ LED Quad flash
 Polycarbonate
 ABS



TL-23VR-1
 TL-23VY-1
 TL-23VB-1
 Lens
 Housing



TL-34DVY-1

120 Square LED bolt on with quad strobe
 Acrylic
 Rubber
 Base 150mm x 130mmH



TL-34DVY-1
 Lens
 Base
 Size

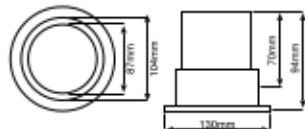


TL-55VR-1


TL-55VY-1

TL-55VB-1

30 Square amber LED (360°) bolt on
 30 Square red LED (360°) bolt on
 30 Square blue LED (360°) bolt on
 Acrylic / ABS



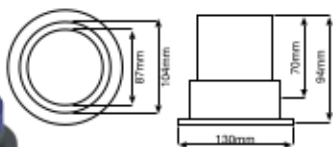
TL-55VY-1
 TL-55VR-1
 TL-55VB-1
 Lens
 Housing



TL-55VR

TL-55VB

30 Square amber LED (360°)
 30 Square red LED (360°)
 30 Square blue LED (360°)
 Acrylic
 ABS / PVC
 Magnetic Base



TL-55VY
 TL-55VR
 TL-55VB
 Lens
 Housing

TL-55VY / TL-55VR / TL-55VB • Strong suctional cup and magnet work together to ensure that warning light remains secure at speeds of 200kph • Low current draw • Vibration resistant • Adhesive tape is pasted on magnet to prevent scratches.



Truck-Lamp

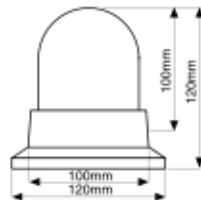
SUPER BRIGHT LED

LED EMERGENCY WARNING STROBE LIGHTS




60 square amber LED (360°) bolt on
60 square red LED (360°) bolt on
60 square blue LED (360°) bolt on

Acrylic
ABS

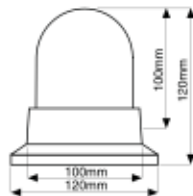


TL-61VY-1
TL-61VR-1
TL-61VB-1
Lens
Housing



60 Square amber LED (360°)
60 Square red LED (360°)
60 Square blue LED (360°)

Acrylic
ABS / PVC
Magnetic Base

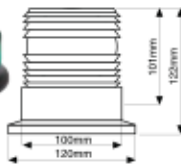


TL-61VY
TL-61VR
TL-61VB
Lens
Housing
Suctional cap




60 Square amber LED (360°) bolt on
60 Square red LED (360°) bolt on
60 Square blue LED (360°) bolt on
60 Square green LED (360°) bolt on

Acrylic
ABS

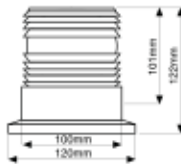


TL-62VY-1
TL-62VR-1
TL-62VB-1
TL-62VG-1
Lens
Housing



60 Square amber LED (360°)
60 Square red LED (360°)
60 Square blue LED (360°)
60 Square Green LED (360°)

Acrylic
ABS/ PVC



TL-62VY
TL-62VR
TL-62VB
TL-62VG
Lens
Housing

TL-55VY / TL-55VR / TL-55VB • Strong suctional cup and magnet work together to ensure that warning light remains secure at speeds of 200kph • Low current draw • Vibration resistant • Adhesive tape is pasted on magnet to prevent scratches.



Truck-Lamp

SUPER BRIGHT LED

LED EMERGENCY WARNING STROBE LIGHTS

60 Square amber LED (360°) bolt on
 60 Square red LED (360°) bolt on
 60 Square blue LED (360°) bolt on
 Acrylic
 ABS

TL-57VY
TL-57VR
TL-57VB
Lens
Housing



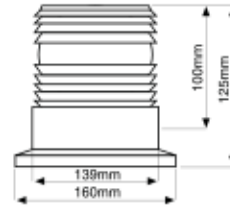
TL-57VY



TL-57VR



TL-57VB



90 Square amber LED (360°) bolt on
 90 Square red LED (360°) bolt on
 90 Square blue LED (360°) bolt on

TL-58VY-1
TL-58VR-1
TL-58VB-1



TL-58VY-1



TL-58VR-1



TL-58VB-1

